











1. I am completing this survey for my student in:(Please note that if you have multiple students we request you complete a survey for each student.)

		Response Percent	Response Count
TEDDE		1.0%	3
Kindergarten		19.0%	55
First Grade		17.3%	50
Second Grade		13.5%	39
Third Grade		15.2%	44
Fourth Grade		11.8%	34
<b>Fifth Grade</b>		<b>21.1%</b>	<b>61</b>
N/A		1.0%	3
<b>answered question</b>			<b>289</b>
<b>skipped question</b>			<b>1</b>

2. This child is a:

		Response Percent	Response Count
Boy		45.4%	129
<b>Girl</b>		<b>54.6%</b>	<b>155</b>
<b>answered question</b>			<b>284</b>
<b>skipped question</b>			<b>6</b>

**3. All Center Street students receive instruction in the following subjects. Please rate the effectiveness of your child's education this year in:**

	<b>Very Effective</b>	<b>Effective</b>	<b>Somewhat Effective</b>	<b>Ineffective</b>	<b>Don't Know</b>	<b>Response Count</b>
Art	<b>34.7% (93)</b>	34.0% (91)	21.6% (58)	4.5% (12)	5.2% (14)	268
Technology	20.7% (53)	<b>37.9% (97)</b>	23.8% (61)	5.9% (15)	11.7% (30)	256
Basic Math Facts	<b>43.5% (117)</b>	43.1% (116)	9.7% (26)	2.2% (6)	1.5% (4)	269
Math Problem Solving	39.5% (104)	<b>39.9% (105)</b>	12.5% (33)	4.2% (11)	3.8% (10)	263
Music	23.2% (61)	27.0% (71)	<b>30.4% (80)</b>	13.3% (35)	6.1% (16)	263
Physical Education	21.2% (56)	<b>33.3% (88)</b>	26.9% (71)	10.6% (28)	8.0% (21)	264
Reading	<b>48.0% (129)</b>	41.6% (112)	8.2% (22)	1.1% (3)	1.1% (3)	269
Science	36.5% (96)	<b>45.2% (119)</b>	12.5% (33)	1.5% (4)	4.2% (11)	263
Social Science	34.6% (92)	<b>48.9% (130)</b>	9.4% (25)	2.3% (6)	4.9% (13)	266
Spelling	<b>45.5% (122)</b>	43.3% (116)	9.3% (25)	0.7% (2)	1.1% (3)	268
Writing	<b>46.0% (121)</b>	36.5% (96)	14.4% (38)	1.9% (5)	1.1% (3)	263
<b>answered question</b>						<b>271</b>
<b>skipped question</b>						<b>19</b>



**4. If your child participates in an extracurricular fee based activity on campus before or after school please take a moment to comment on the effectiveness of the program. (For example; band, karate, etc)**

	<b>Response Count</b>
	55
<b>answered question</b>	<b>55</b>
<b>skipped question</b>	<b>235</b>





**5. My child believes there is a positive, respectful, and friendly environment:**

	<b>Strongly Agree</b>	<b>Somewhat Agree</b>	<b>Not Sure</b>	<b>Disagree</b>	<b>Strongly Disagree</b>	<b>Response Count</b>
In the classroom	<b>82.5% (222)</b>	15.2% (41)	1.5% (4)	0.7% (2)	0.0% (0)	269
Around Campus	<b>66.0% (175)</b>	28.7% (76)	4.5% (12)	0.8% (2)	0.0% (0)	265
During Recess	<b>54.6% (147)</b>	33.8% (91)	7.1% (19)	3.7% (10)	0.7% (2)	269
During Lunch	<b>56.0% (149)</b>	32.7% (87)	6.8% (18)	3.4% (9)	1.1% (3)	266
<b>answered question</b>						<b>269</b>
<b>skipped question</b>						<b>21</b>





**6. The first trimester report card I received at my teacher conference indicated my child's progress. I know the gains my child is expected to make in order to meet grade level standards by the end of this school year.**

		<b>Response Percent</b>	<b>Response Count</b>
<b>Agree</b>		<b>98.1%</b>	<b>261</b>
<b>Disagree</b>		1.9%	5
<b>answered question</b>			<b>266</b>
<b>skipped question</b>			<b>24</b>




**7. I prefer to communicate with my child's teacher via:**

		<b>Response Percent</b>	<b>Response Count</b>
<b>E-mail</b>		<b>79.1%</b>	<b>208</b>
<b>Telephone</b>		2.7%	7
<b>Written Notes</b>		2.3%	6
<b>Pre-scheduled meetings</b>		16.0%	42
<b>answered question</b>			<b>263</b>
<b>skipped question</b>			<b>27</b>





**8. My child's teacher alerts me in a timely manner (Within 24 hours during the school week) regarding significant concerns.**

		Response Percent	Response Count
Frequently		39.4%	104
Sometimes		17.8%	47
Never		3.8%	10
There have been no significant concerns this year		39.0%	103
<b>answered question</b>			<b>264</b>
<b>skipped question</b>			<b>26</b>




**9. My child's teacher responds in a timely manner to my written, phone or e-mail contact (Within 24 hours during the school week):**

		Response Percent	Response Count
Strongly Agree		84.9%	220
Somewhat Agree		13.1%	34
Disagree		1.9%	5
Strongly Disagree		0.0%	0
<b>answered question</b>			<b>259</b>
<b>skipped question</b>			<b>31</b>




**10. I use PowerSchool to access current grades for my fourth or fifth grade student.**

		Response Percent	Response Count
Daily		3.5%	9
Weekly		14.6%	38
Monthly		8.8%	23
Never		13.1%	34
<b>My child's grade (TEDDE through third) does not use PowerSchool</b>		<b>60.0%</b>	<b>156</b>
		<b>answered question</b>	<b>260</b>
		<b>skipped question</b>	<b>30</b>



**11. My child's teacher updates Powerschool grades on a regular basis (twice a month).**

		Response Percent	Response Count
Agree		30.1%	63
Disagree		2.9%	6
<b>Don't Know</b>		<b>67.0%</b>	<b>140</b>
		<b>answered question</b>	<b>209</b>
		<b>skipped question</b>	<b>81</b>




**12. The amount and content of school to home communication is:**

		Response Percent	Response Count
Too little information		11.7%	31
<b>Just the right amount of information</b>		<b>87.1%</b>	<b>230</b>
Too much information		1.1%	3
<b>answered question</b>			<b>264</b>
<b>skipped question</b>			<b>26</b>

**13. In case of emergency, Center Street's staff must be able to identify everyone on campus, so the school requires all visitors to sign-in and out at the office. (Other than drop-off and pick-up)**

		Response Percent	Response Count
<b>I was aware of this school rule</b>		<b>98.5%</b>	<b>258</b>
I was not aware of this school rule		1.5%	4
<b>answered question</b>			<b>262</b>
<b>skipped question</b>			<b>28</b>

**14. My child can safely enter and leave the campus during drop-off and pick-up times.**

		Response Percent	Response Count
<b>Agree</b>		<b>91.6%</b>	<b>240</b>
Disagree		5.0%	13
No Opinion		3.4%	9
<b>answered question</b>			<b>262</b>
<b>skipped question</b>			<b>28</b>




**15. At what grade level do you think it is safe to have your student released by themselves, from the classroom, at the end of the day?**

		Response Percent	Response Count
TEDDE		0.0%	0
Kindergarten		0.0%	0
First Grade		10.4%	27
Second Grade		14.7%	38
<b>Third Grade</b>		<b>32.4%</b>	<b>84</b>
Fourth Grade		20.8%	54
Fifth Grade		21.6%	56
<b>answered question</b>			<b>259</b>
<b>skipped question</b>			<b>31</b>



**16. I am satisfied with the cleanliness around campus.**

		Response Percent	Response Count
<b>Agree</b>		<b>90.8%</b>	<b>236</b>
Disagree		5.4%	14
No Opinion		3.8%	10
<b>answered question</b>			<b>260</b>
<b>skipped question</b>			<b>30</b>






**17. My child is satisfied with the cleanliness in the restrooms.**

		Response Percent	Response Count
Agree		66.7%	174
Disagree		14.2%	37
No Opinion		19.2%	50
<b>answered question</b>			<b>261</b>
<b>skipped question</b>			<b>29</b>

**18. I am aware that dogs are not allowed on campus at anytime.**

		Response Percent	Response Count
Yes		94.6%	247
No		5.4%	14
<b>answered question</b>			<b>261</b>
<b>skipped question</b>			<b>29</b>

**19. My child enjoys the meal selections on our cafeteria menu.**

		Response Percent	Response Count
Strongly agree		12.3%	32
Agree somewhat		40.0%	104
Disagree somewhat		15.4%	40
Strongly disagree		10.4%	27
My child doesn't buy school meals and snacks.		21.9%	57
<b>answered question</b>			<b>260</b>
<b>skipped question</b>			<b>30</b>

**20. I am aware that my child's school bought meal, includes the salad bar in the purchase price.**

		Response Percent	Response Count
I was aware of this		79.0%	199
I was not aware of this		21.0%	53
answered question			252
skipped question			38






**21. I have seen an academic and behavioral benefit in my student due to the recent change in our lunch/ recess schedule.**

		Response Percent	Response Count
Agree		21.9%	57
Disagree		20.8%	54
N/A		57.3%	149
answered question			260
skipped question			30



**22. My child is capable of completing homework assignments with minimal assistance.**

		Response Percent	Response Count
Agree		78.5%	204
Disagree		19.2%	50
Don't Know		2.3%	6
answered question			260
skipped question			30

**23. My child is capable of completing projects with minimal assistance.**

		Response Percent	Response Count
25% of the time		14.2%	37
50% of the time		32.2%	84
<b>75% of the time</b>		<b>34.1%</b>	<b>89</b>
100% of the time		9.2%	24
N/A		10.3%	27
<b>answered question</b>			<b>261</b>
<b>skipped question</b>			<b>29</b>

**24. I am aware my child's teacher can provide additional resources to enhance learning.**

		Response Percent	Response Count
<b>I am aware of this option</b>		<b>80.7%</b>	<b>209</b>
I am not aware of this option		19.3%	50
<b>answered question</b>			<b>259</b>
<b>skipped question</b>			<b>31</b>

**25. Center Street School benefits from the ongoing support of our active parent community. Speaking for myself this year:**

	<b>Agree</b>	<b>Disagree</b>	<b>Not Applicable</b>	<b>Response Count</b>
I am connected to my child's classroom	<b>83.4% (216)</b>	10.0% (26)	6.6% (17)	259
I am connected to Center Street	<b>84.0% (210)</b>	8.4% (21)	7.6% (19)	250
I am welcome to volunteer in my child's classroom	<b>91.0% (232)</b>	4.3% (11)	4.7% (12)	255
I am welcome to volunteer elsewhere on campus	<b>84.5% (212)</b>	4.4% (11)	11.2% (28)	251
I am welcome at Center Street PTA meetings	<b>86.6% (219)</b>	2.4% (6)	11.1% (28)	253
I am comfortable volunteering for PTA activities and events	<b>74.2% (187)</b>	9.1% (23)	16.7% (42)	252
I am welcome at School Site Council meetings	<b>68.6% (168)</b>	10.6% (26)	20.8% (51)	245
			<b>answered question</b>	<b>259</b>
			<b>skipped question</b>	<b>31</b>

**26. What would be the best way for PTA to notify you for upcoming events, voluntary opportunities and other ongoing activities?**

		Response Percent	Response Count
Website Link		23.5%	61
Monthly PTA Newsletter		35.4%	92
Electronic List Serve		26.2%	68
Information posted in classroom windows		10.0%	26
<b>Weekly Cougar News</b>		<b>62.3%</b>	<b>162</b>
Other		1.2%	3
		<b>answered question</b>	<b>260</b>
		<b>skipped question</b>	<b>30</b>

**27. Have you attended any PTA meetings this year?**

		Response Percent	Response Count
Yes		28.1%	73
<b>No</b>		<b>72.3%</b>	<b>188</b>
		<b>answered question</b>	<b>260</b>
		<b>skipped question</b>	<b>30</b>

**28. If you answered no, why have you not attended?**

		Response Count
		145
		<b>answered question</b>
		<b>145</b>
		<b>skipped question</b>
		<b>145</b>



**29. Center Street School has offered a variety of parent evenings such as; Parent Math Night, Reading Night, and a night for English Language Learner support. What of the following topics would you like to see in the future?**

		Response Percent	Response Count
Reading		28.6%	62
<b>Writing</b>		<b>45.6%</b>	<b>99</b>
Math		39.2%	85
Science		34.1%	74
English Language Learner Support		6.0%	13
Family Night		38.7%	84
Parenting Night		19.8%	43
Informational Night (miscellaneous)		36.9%	80
<b>answered question</b>			<b>217</b>
<b>skipped question</b>			<b>73</b>

**30. What has prevented you from attending a parent / family event in the past?**

		Response Percent	Response Count
Childcare		36.1%	84
<b>Time of Presentation</b>		<b>53.6%</b>	<b>125</b>
Topic		12.0%	28
Unaware		16.3%	38
No Interest		15.5%	36
<b>answered question</b>			<b>233</b>
<b>skipped question</b>			<b>57</b>

31. When a student is absent from school, Center Street loses \$41 a day. One way to recapture that money would be to offer a four hour Saturday school once a month. If this was offered would you have your child attend?

		Response Percent	Response Count
Yes		51.6%	133
No		48.4%	125
answered question			258
skipped question			32

32. Do you have any ideas or additional comments that would maintain the exceptional educational program at Center Street School in light of the current economic uncertainties?

	Response Count
	76
answered question	76
skipped question	214